

CARLYLE



# Carlyle Tactical Private Credit Fund (C•TAC)

## C•TAC HIGHLIGHTS

1

Leverages Carlyle's global platform to invest dynamically across the entire universe of private credit

2

Seeks to produce income & provide high net worth individuals access to the private credit markets by allocating capital across the credit spectrum

3

Tactically shifts allocation to different credit strategies based on the current market environment

## PRIVATE CREDIT MARKET OPPORTUNITIES

Private Credit is a **multi-trillion-dollar market** that seeks to offer a **premium yield** compared to the liquid market.

### PRIVATE CREDIT KEY ATTRIBUTES

Proprietary Deal Flow

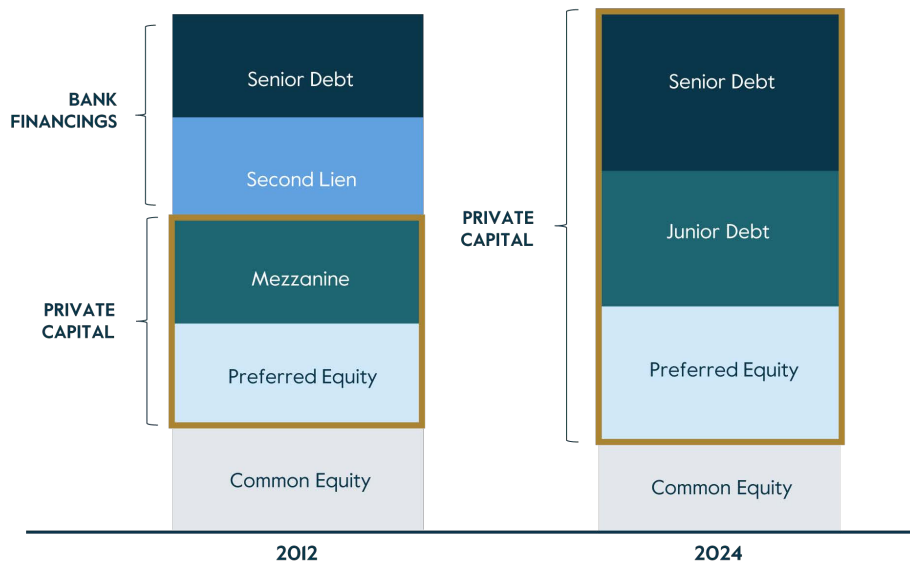
Complex Transaction

Directly Originated

Sponsored and Non-Sponsored Lending

Special Situations

Varying Liquidity



- ✓ Bespoke structures across cap stack
- ✓ Private non-bank origination
- ✓ Larger hold sizes
- ✓ Less participants
- ✓ Bilateral/club negotiations
- ✓ Ability to negotiate terms

Prep'n as of 12/31/2024. For illustrative purposes only. There is no assurance any trends will continue.

Note: Presented for illustrative purposes only. No assurance is given that Global Credit segment investments' actual returns will correspond to such illustrative market returns.

## CARLYLE'S GLOBAL CREDIT EDGE AND DISTINCT ADVANTAGES

### COMPETITIVE STRENGTHS

Breadth of Capabilities

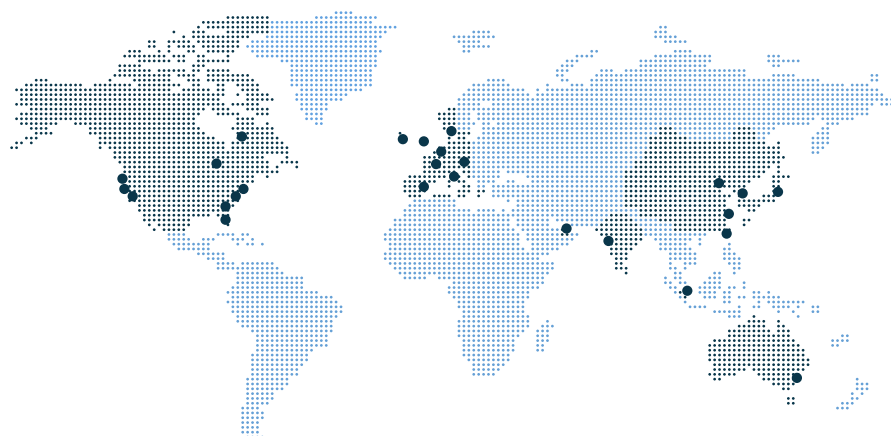
Scale of Capital

Depth of Industry Expertise

Rigorous Credit Selection

Long-Standing Sourcing Relationships

Historically Provided  
Downside Protection



**203BN+**  
*In Assets*

**200+**  
*Credit investment professionals<sup>1</sup>*

**27**  
*Offices Across 17 Countries*

Firm data as June 30, 2025. Carlyle Global Credit AUM includes \$82.3 billion of insurance related assets.

<sup>1</sup> Includes 11 professionals in the Carlyle Global Capital Markets group. Note: Certain communications between Carlyle Global Credit and investment professionals in other business segments may be restricted in accordance with Carlyle's information barrier policy.

## CARLYLE GLOBAL CREDIT INVESTMENT CAPABILITIES

### CARLYLE GLOBAL CREDIT – \$203BN AUM<sup>1</sup>

LIQUID CREDIT AUM: \$49.6 billion		PRIVATE CREDIT AUM: \$32.4 billion		REAL ASSETS CREDIT AUM: \$20.0 billion		ASSET-BACKED FINANCE AUM: \$9.6 billion	
CLO MANAGEMENT	Carlyle managed CLOs (broadly syndicated senior secured bank loans)	DIRECT LENDING	Directly originated loans, primarily first lien and financial sponsor-backed	AVIATION FINANCE	Commercial aircraft leasing / servicing and securitization of aircraft portfolios	IG DEBT	Directly originated, privately structured asset-backed solutions, focused on acquiring or lending against diversified pools of collateral with contractual cash flows
CLO INVESTMENT	Equity and debt CLO tranches	OPPORTUNISTIC CREDIT	Directly originated private capital solutions primarily for non-sponsored companies	INFRASTRUCTURE CREDIT	Credit investments in U.S. and international infrastructure assets	NON-IG DEBT	
LOANS & REVOLVING CREDIT	Senior secured revolving credit facilities of non-IG issuers	HYBRID CAPITAL	Flexible mandate across credit-oriented solutions, structured equity, and stressed / dislocated investments	REAL ESTATE CREDIT	Lending to global real estate projects	RESIDUAL / EQUITY	

### PLATFORM INITIATIVES – \$91.3BN AUM<sup>1</sup>

Source: The Carlyle Group. As of June 30, 2025 unless otherwise stated. <sup>1</sup> Carlyle Global Credit and Platform Initiatives AUM includes \$82.3 billion of insurance related assets. Past performance is not indicative of future results and there can be no assurance that any trends will continue.

## KEY FUND STATISTICS

# \$6,119,295,186

*AUM<sup>1</sup>*

# ~24%

*% Leverage<sup>2</sup>*

# 864

*Number of Investments*

# 9.09% / 9.63%

*Annualized / LTM Distribution Rate<sup>3</sup>*

## C•TAC PORTFOLIO MANAGERS



**JUSTIN PLOUFFE**  
*Portfolio Manager*  
*Deputy CIO of Global Credit<sup>4</sup>*



**BRIAN MARCUS**  
*Portfolio Manager*  
*Head of Cross Platform Investing*

# 40+

*Collective years of experience*

Source: Carlyle Tactical Private Credit Fund as of 6/30/25, unless otherwise stated.

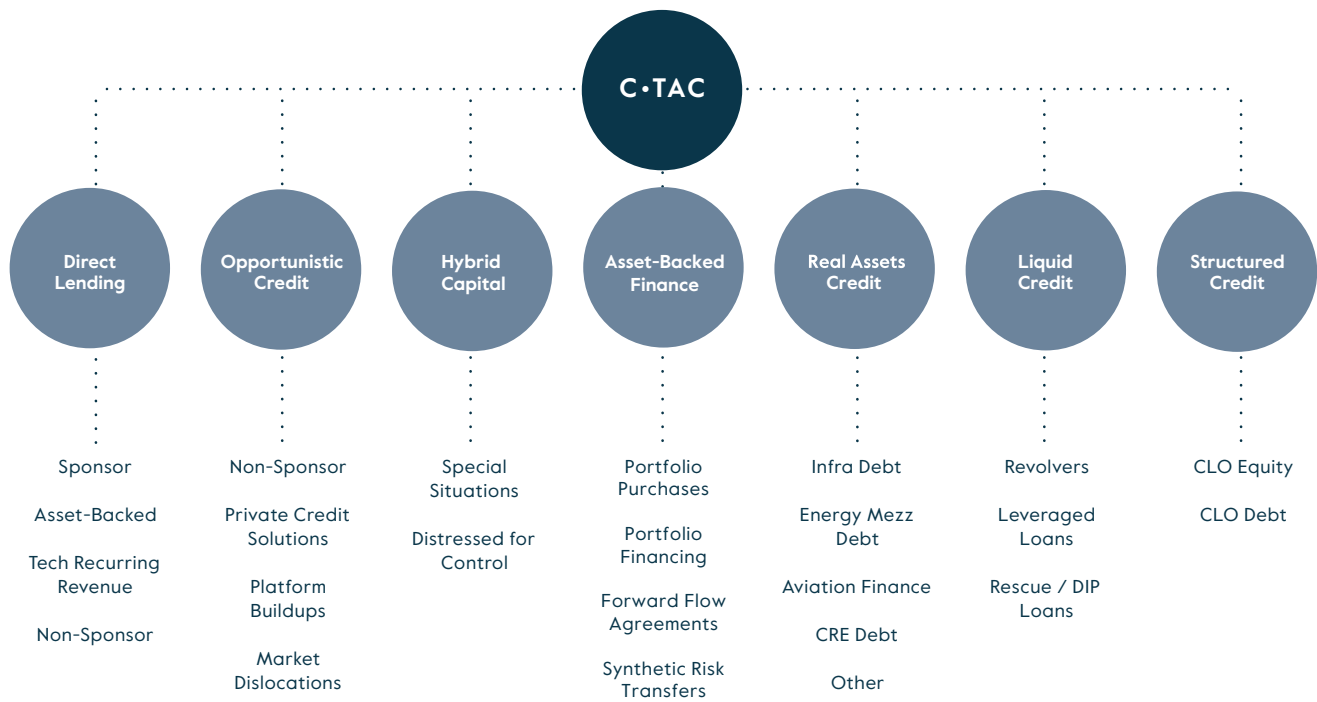
1. Total AUM as of 6/30/25 represents total assets under management including leverage (net assets of \$4.428 million). Past performance does not guarantee future results.

2. Level of debt and preferred equity as a percent of total assets.

3. As of 6/30/25. Based on N shore class. Represents income, capital gains and return of capital (if any) in the stated reporting period. To date, there has been no return of capital in any of the distributions. Annualized distribution rate is calculated by taking the stated quarter's distribution rate divided by the quarter-end NAV and annualizing, without compounding. Last Twelve Months "LTM" distribution rate is calculated by taking the total distribution rate over the period divided by the current quarter-end NAV.

4. Effective January 1, 2026, Justin Plouffe will be the Chief Financial Officer of Carlyle.

## FLEXIBLE CAPITAL APPROACH ACROSS ASSET CLASSES



## PORTFOLIO TARGET ALLOCATIONS

### OPPORTUNISTIC CREDIT

**20–30%**

Opportunities that arise due to market dislocation or special situations

### DIRECT LENDING

**30–40%**

Loans and subordinated debt to sponsor backed middle market companies

### REAL ASSETS CREDIT

**5–10%**

**Aviation:** Commercial aircraft leasing / servicing and securitization of aircraft portfolios  
**Infrastructure:** Credit investment in U.S. and international infrastructure assets  
**Real Estate:** Lend to real estate projects in North America and Europe

### LIQUID CREDIT

**15–20%**

Debt, such as corporate or sovereign, with robust, liquid markets, including broadly syndicated loans, high yield, convertible securities and Treasury Securities

### HYBRID CAPITAL

**0–5%**

Debt and equity of operationally sound financially distressed companies

### ASSET-BACKED FINANCE

**5–15%**

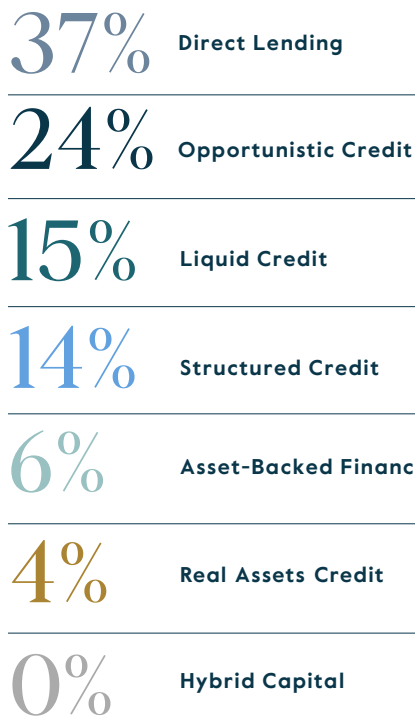
Directly originated, privately structured asset-backed solutions, focused on acquiring or lending against diversified pools of collateral with contractual cash flows

### STRUCTURED CREDIT

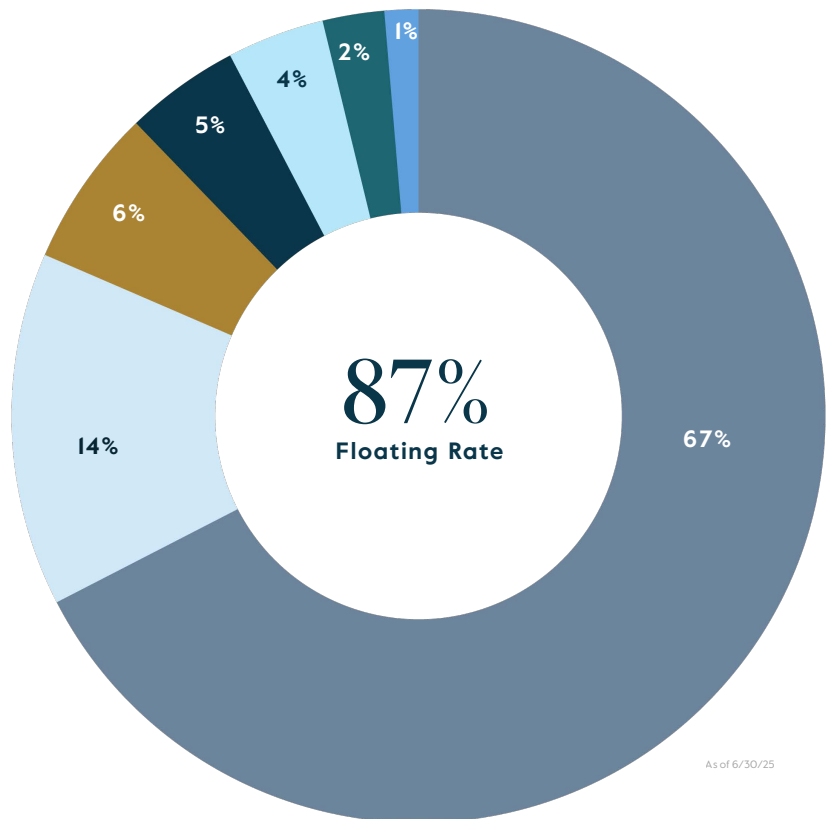
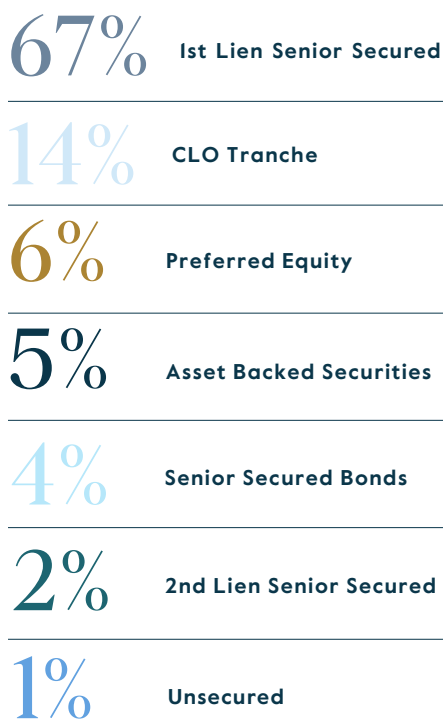
**15–20%**

Debt and equity tranches of Collateralized Loan Obligations (CLOs) and structured financings

## CURRENT ALLOCATIONS

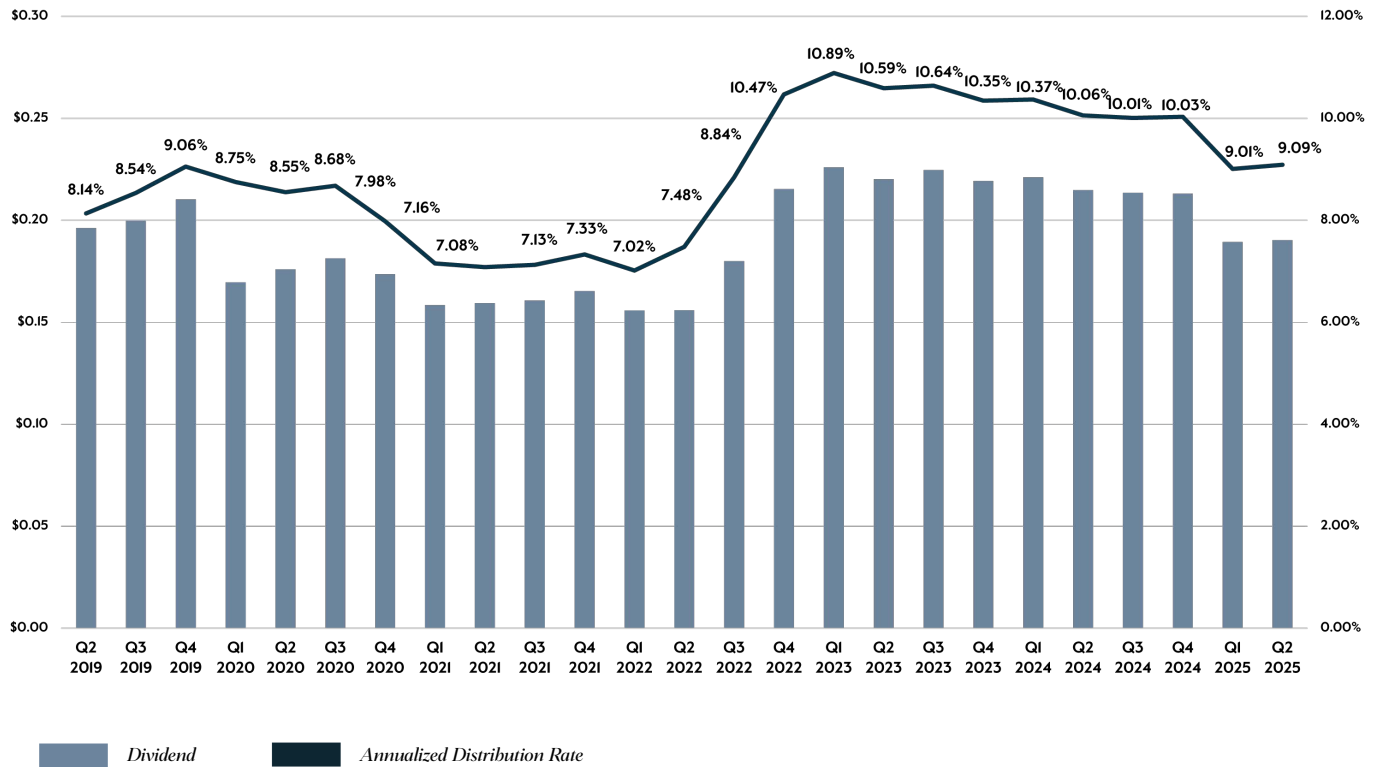


As of June 30, 2025 and subject to change. Totals may not foot due to rounding. Excludes cash and cash equivalents.

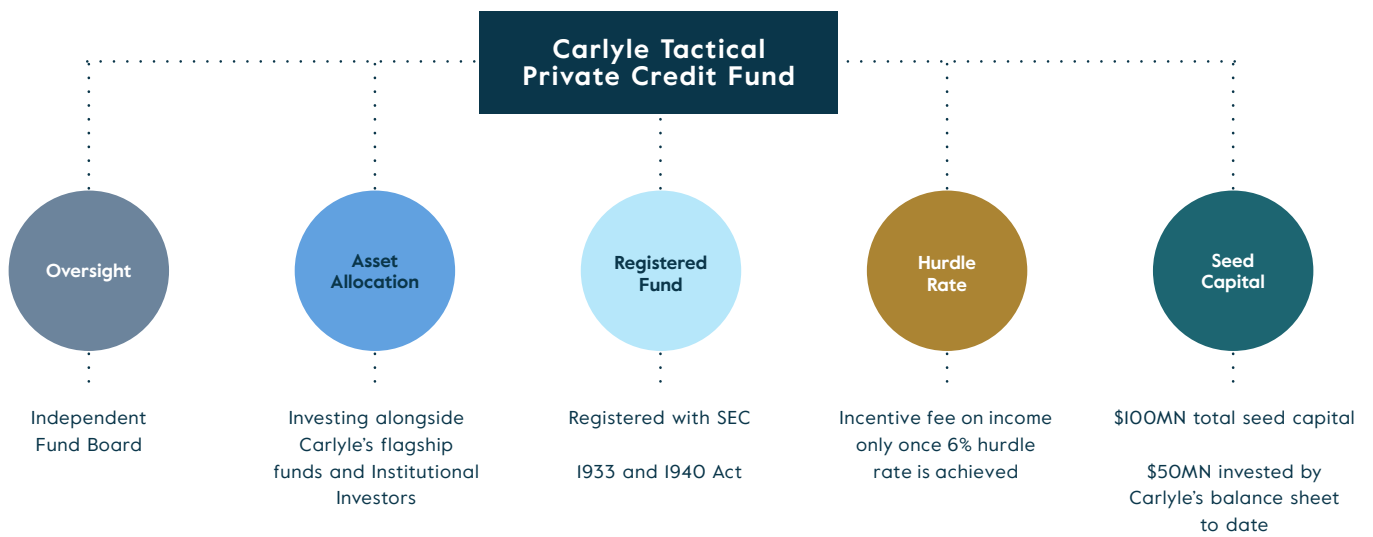


As of 6/30/25

## ANNUALIZED DISTRIBUTION RATE<sup>4</sup>



## STRONG SHAREHOLDER ALIGNMENT



Note: As of June 30, 2025.

<sup>4</sup> As of 6/30/2025. Based on N share class. Represents income, capital gains and return of capital (if any) in the stated reporting period. To date, there has been no return of capital in any of the distributions. Annualized distribution rate is calculated by taking the stated quarter's distribution rate divided by the quarter-end NAV and annualizing, without compounding. Please note the Q2 2019 Dividend per share represents income earned from inception (April 18, 2019) through year-end whereas only the portion earned in Q2 2019 is used to calculate yield for the period.



## KEY TERMS

<b>Structure</b>	The Fund is structured as a registered continuously-offered closed-end interval fund
<b>Subscriptions</b>	Daily / \$10,000 minimum <sup>1</sup>
<b>Repurchases<sup>2</sup></b>	The Fund will offer quarterly minimum 5% repurchase of the Fund NAV
<b>Distributions</b>	Quarterly
<b>Management Fee<sup>3</sup></b>	1.00% charged on managed assets of the Fund
<b>Incentive Fee<sup>3</sup></b>	15.0% charged only on investment income net of expenses
<b>Hurdle Rate</b>	6% - Performance fee will only be charged once the hurdle rate is achieved with 100% catch-up
<b>Share Classes</b>	<b>Class I</b> (TAKIX - Institutional) <b>Class L/Class M<sup>3</sup></b> (TAKLX/TAKMX – Brokerage) <b>Class Y<sup>4</sup></b> (TAKYX - Advisory) via AIP <b>Class A<sup>5</sup></b> (TAKAX – Brokerage) <b>Class N</b> (TAKNX – Institutional) <b>Class U</b> (TAKNX - Brokerage) via NSCC
<b>Maximum Sales Load</b>	Class A up to 3.00%, Class L up to 3.50%
<b>Tax</b>	1099

A full discussion of the Fund Terms can be found in the Prospectus located on the SEC website or [www.CarlyleTacticalCredit.com](http://www.CarlyleTacticalCredit.com). There is no assurance that quarterly distributions paid by the Fund will be maintained at the targeted level or that dividends will be paid at all. The Fund's distributions may be funded from unlimited amount of capital available to the Fund for investment. Any capital returned to Shareholders through distributions will be distributed after payment of fees and expenses.

1. The stated minimum initial investment is \$10,000 (Class A Shares, Class L Shares, Class M Shares, Class U Shares and Class Y Shares) and \$250,000 (Class I Shares and Class N Shares), which stated minimums may be reduced for certain investors.

2. Investors may not be able to sell all shares through the repurchase process.

3. Prior to April 1, 2020, CTAC charged 1.50% on net assets of the Fund and a 20% incentive fee charged on investment income net of expenses. Prior to July 1, 2022, CTAC charged 17.5% on investment income net of expenses.

## IMPORTANT DISCLOSURES

When TCG Securities presents a strategy or product to a prospective investor, TCG Securities does not determine whether an investment in the strategy or product is in the best interests of, or is suitable for, the investor. Investors should exercise their own judgment and/or consult with a professional advisor prior to investing in any Carlyle strategy or product.

Investors should consult with their financial advisor about the suitability of this fund in their portfolio.

INVESTING IN THE FUND INVOLVES A HIGH DEGREE OF RISK, INCLUDING THE RISK THAT YOU MAY RECEIVE LITTLE OR NO RETURN ON YOUR INVESTMENT OR THAT YOU MAY LOSE PART OR ALL OF YOUR INVESTMENT. THIS IS A CLOSED-END INTERVAL FUND AND IS NOT INTENDED TO BE A TYPICAL TRADED INVESTMENT. THE FUND WILL NOT BE LISTED OR TRADED ON ANY STOCK EXCHANGE. LIMITED LIQUIDITY IS PROVIDED TO SHAREHOLDERS ONLY THROUGH THE FUND'S QUARTERLY REPURCHASE OFFERS FOR NO LESS THAN 5% OF THE FUND'S SHARES OUTSTANDING AT NET ASSET VALUE. REGARDLESS OF HOW THE FUND PERFORMS, THERE IS NO GUARANTEE THAT SHAREHOLDERS WILL BE ABLE TO SELL ALL OF THE SHARES THEY DESIRE IN A QUARTERLY REPURCHASE OFFER.

THERE CURRENTLY IS NO SECONDARY MARKET FOR THE FUND'S SHARES AND THE FUND EXPECTS THAT NO SECONDARY MARKET WILL DEVELOP. SHARES OF THE FUND WILL NOT BE LISTED ON ANY SECURITIES EXCHANGE, WHICH MAKES THEM INHERENTLY ILLIQUID. LIMITED LIQUIDITY IS PROVIDED TO SHAREHOLDERS ONLY THROUGH THE FUND'S QUARTERLY REPURCHASE OFFERS, REGARDLESS OF HOW THE FUND PERFORMS.

There is no assurance that quarterly distributions paid by the Fund will be maintained at the targeted level or that dividends will be paid at all. The Fund's distributions may be funded from unlimited amounts of offering proceeds or borrowings, which may constitute a return of capital and reduce the amount of capital available to the Fund for investment. A return of capital to shareholders is a return of a portion of their original investment in the Fund, thereby reducing the tax basis of their investment.

This material is provided for general and educational purposes only, is not intended to provide legal or tax advice, and is not for use to avoid penalties that may be imposed under U.S. federal tax laws. Contact your attorney or other advisor regarding your specific legal, investment or tax situation.

Investing involves risk. Investment return and principal value of an investment will fluctuate, and an investor's shares, when redeemed, may be worth more or less than their original cost. Fixed income investing entails credit and interest rate risks. When interest rates rise, bond prices generally fall, and the Fund's share prices can fall. Below-investment-grade ("high yield" or "junk") bonds are more at risk of default and are subject to liquidity risk. Credit instruments that are rated below investment grade (commonly referred to as "high yield" securities or "junk bonds") are regarded as having predominantly speculative characteristics with respect to the issuer's capacity to pay interest and repay principal. Collateralized loan obligations (CLOs) are debt instruments but also carry additional risks related to the complexity and leverage inherent in the CLO structure. Because of the risks associated with investing in high yield securities, an investment in the Fund should be considered speculative. Some of the credit instruments will have no credit rating at all. The Fund may invest in loans and the value of those loans may be detrimentally affected to the extent a borrower defaults on its obligations. Senior loans are typically lower-rated and may be illiquid investments, which may not have a ready market. Investments in lesser-known and middle-market companies may be more vulnerable than larger, more established organizations.

Leverage (borrowing) involves transaction and interest costs on amounts borrowed, which may reduce performance. Foreign investments may be volatile and involve additional expenses and special risks, including currency fluctuations, foreign taxes, regulatory and geopolitical risks. The Fund is classified as "non-diversified" and may invest a greater portion of its assets in the securities of a single issuer.

The mention of specific currencies, securities, issuers or sectors does not constitute a recommendation on behalf of the Fund or Carlyle. Prior to November 4, 2019, the Fund's name was the OFI Carlyle Private Credit Fund.

At an in-person meeting of the Board held on September 23, 2019, the Board, including all of the Independent Trustees, approved the new Investment Advisory Agreement between the fund and Carlyle Global Credit Investment Management ("CGCIM"). The Board also recommended to the fund's shareholders that they approve the new Investment Advisory Agreement. After considering the Board's recommendation, the holders of a majority of the fund's outstanding voting securities as of September 24, 2019 approved the new Investment Advisory Agreement by written consent, effective October 24, 2019.

At a meeting of the Board held on March 13, 2020, the Board, including all of the Independent Trustees, approved an amended and restated investment advisory agreement between the Fund and CGCIM, effective April 1, 2020, which made certain changes to the management fee structure that will result in management and incentive fees equal to or less than those payable under the Prior Advisory Agreement.

DST, which has its principal office at 333 West 11th Street, 5th Floor, Kansas City, MO 64105, serves as the Fund's distribut ion paying agent and registrar. As of April 30, 2020, DST serves as the Fund's sub-transfer agent but is expected to serve as the Fund's Transfer Agent on or about May 15, 2020 as discussed above. Under the Transfer Agency Agreement, the Fund pays the Transfer Agent an annual fee in monthly installments.

Shares are not FDIC insured, may lose value and not have bank guarantee. Investors should carefully consider the investment objective, risks, charges and expenses of the Fund before investing. This and other important information about the Fund is in the prospectus, which can be obtained by contacting your financial advisor or visiting [www.CarlyleTacticalCredit.com](http://www.CarlyleTacticalCredit.com). The prospectus should be read carefully before investing.

Where applicable, this Presentation has been distributed by TCG Capital Markets L.L.C., a broker dealer, registered with the U.S. Securities and Exchange Commission ("SEC") and a member of the Financial Industry Regulatory Authority ("FINRA"). Related financial products and services are only available to investors deemed to be "qualified purchasers" as defined in Section 2(a)(5) of the Investment Company Act of 1940, as amended, and "accredited investors" as defined in Regulation D of the Securities Act.

When TCG Capital Markets presents a fund, strategy or other product to a prospective investor, TCG Capital Markets does not evaluate any information necessary to determine whether an investment in the fund, strategy or other product is in the best interests of, or is suitable for, the investor. You should exercise your own judgment and/or consult with a professional advisor to determine whether it is advisable for you to invest in any Carlyle strategy or product. TCG Capital Markets will not make any recommendation regarding, and will not monitor, any investment made by any investor in any Carlyle fund, strategy or other product. For financial advice relating to an investment in any Carlyle fund, strategy or product, contact a professional advisor.



CARLYLE